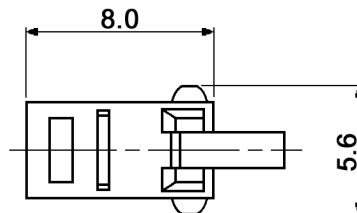
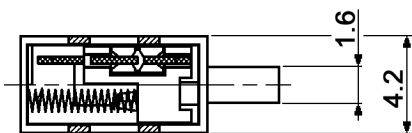
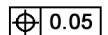


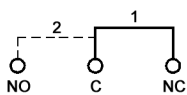
SECTION A-A



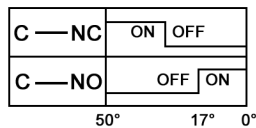
HOLE LAYOUT
BOTTOM VIEW



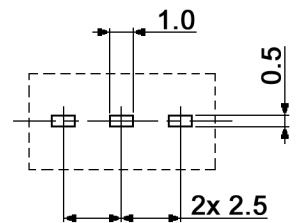
CIRCUIT DIAGRAM



SWITCHING FUNCTION



TRAVEL POSITION b°



Compliance: RohS II (2011/65/EU)

Tolerances: up to 10: $\pm 0.2\text{mm}$ above 10-50: $\pm 0.3\text{mm}$	Date	Name
	03/15	dr
Modifications	Date	Name

DT 223 F

30 32 95

Page

1/2

knitter-switch

Specifications:

Contact rating: 0.1A, 30V DC
Contact resistance: 30mOhm max.
Insulation resistance: 100MOhm min. at 500V DC for 1 minute
Dielectric strength: 500V AC (50/60Hz, 2mA) for 1 minute
Operating temperature: -10°C to +60°C
Mechanical life: 10 000 cycles
Electrical life: 10 000 cycles
Operating force: 70 +/-20gf
Soldering conditions: dip-soldering: 245 +/-5°C, 3 /-0.5sec.
Material: Slider / knob: POM, black
 Contact clip: phosphor bronze, silver plated
 Spring: stainless steel, temper
 Terminal: brass strip, silver plated
 Base / frame: PA, grey

Compliance: RohS II (2011/65/EU)

Tolerances: up to 10: ±0.2mm above 10-50: ±0.3mm		Date	Name	DT 223 F
		03/15	dr	
		knitter-switch		30 32 95
				Page
				2/2
Modifications	Date	Name		