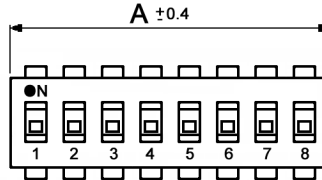
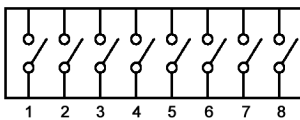
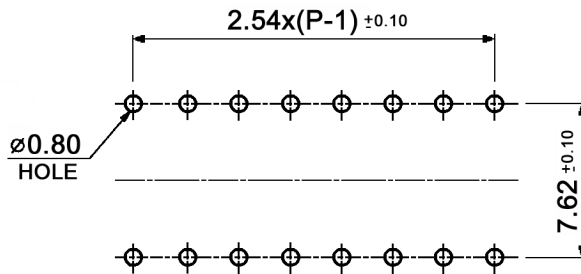


**WIRING DIAGRAM**



1 pole switch has the ON printing  
2-12 poles switch have the ●N printing

**P.C.B. LAYOUT**



xx	Poles	A
01	1	2.50
02	2	5.04
03	3	7.58
04	4	10.12
05	5	12.66
06	6	15.20
07	7	17.74
08	8	20.28
09	9	22.82
10	10	25.36
12	12	30.43

**Specifications:**

**Contact rating:** switching: 25mA, 24V DC  
 non-switching: 100mA, 50V  
**Contact resistance:** 50mOhm max.  
**Insulation resistance:** 1000MOhm min. at 100V DC  
**Dielectric strength:** 500V DC for 1 minute  
**Operating temperature:** -40°C to +85°C  
**Storage temperature:** -40°C to +85°C  
**Mechanical life:** 5 000 cycles  
**Operating force:** 800gf max.  
**Soldering conditions:** wave soldering: 260°C +/-5°C, 5 +/-1sec.  
**Material:** all material used UL94V-0 grade fire retardant plastic  
 Movable contact.: BeCu, gold plated over nickel  
 Fixed contact: brass, gold plated over nickel  
 Terminal: brass, tin plated over nickel



Tolerances: 0-1: ±0.03mm 1-4: ±0.05mm 4-16: ±0.07mm 16-63: ±0.10mm	Date	Name	<h1>DBS 610xx</h1>
	12/13	dr	
Specifications	01/14	dr	<h2>30 29 94</h2>
Modifications	Date	Name	
			Page 1/1