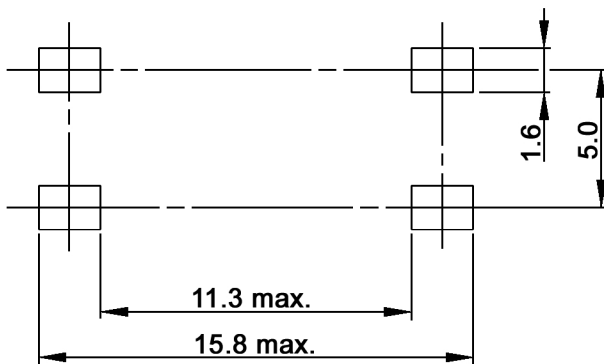
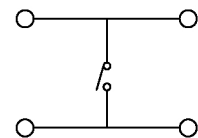


P.C.B. LAYOUT



CIRCUIT DIAGRAM



Compliance: RohS II (2011/65/EU), silicone free product

Tolerances: up to 10: ± 0.2 mm above 10-50: ± 0.3 mm		Date	Name	<h1>TSSE 21495 S-T</h1>
		06/18	dr	
Material	05/19	dr	<h2>30 41 00</h2>	Page
Print removed	10/18	dr		1/3
Modifications	Date	Name		

Specifications:

Contact rating: max.: 100 mA, 42 V DC
min.: 0.01 mA, 0.02 V DC

Contact resistance: 100 mOhm max.

Insulation resistance: 1000 MOhm min. at 150 V DC for 1 minute

Dielectric strength: 150 V AC (50/60 Hz)

Operating temperature: -40°C to +90°C

Storage temperature: -40°C to +90°C

Mechanical life: 5 000 000 cycles

Operating force: 3.6 N +/-0.7 N

Material: Terminal: brass plated with 0.25 µm Ni,
contact area: 0.025 µm Au; solder area: 0.075 µm Sn

Case: PPS, grey

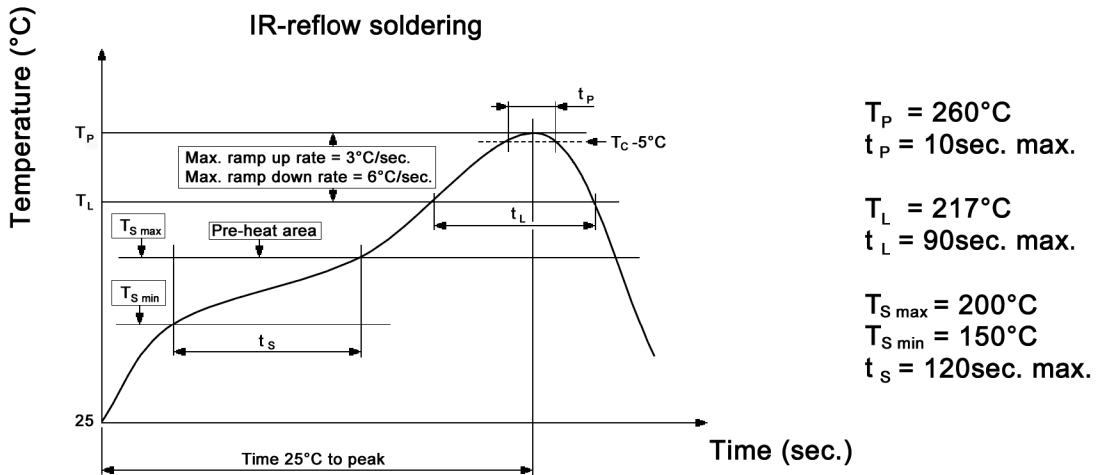
Contact plate: stainless steel, 0.025 µm Au over 0.25 µm Ni

Cover: PA46, grey

Actuator: rubber, natural

Seal: contact system sealed by rubber actuator

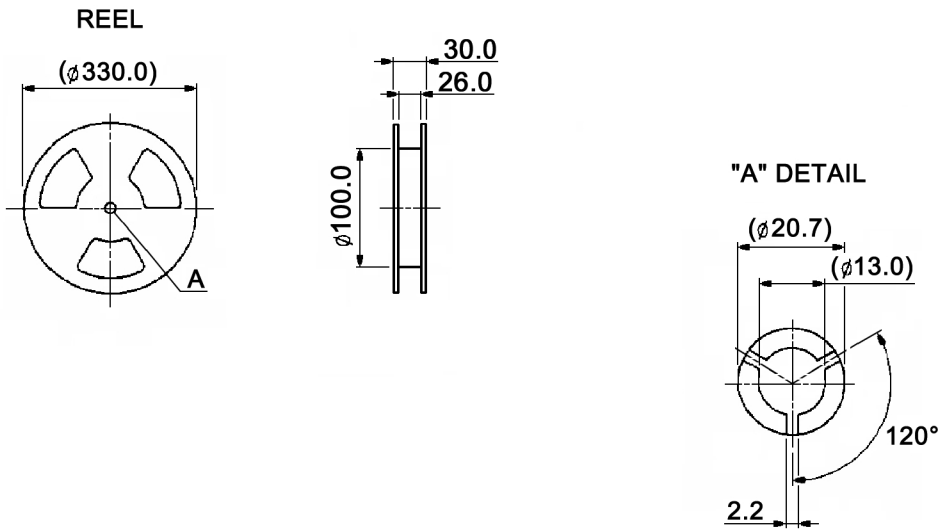
Soldering conditions:



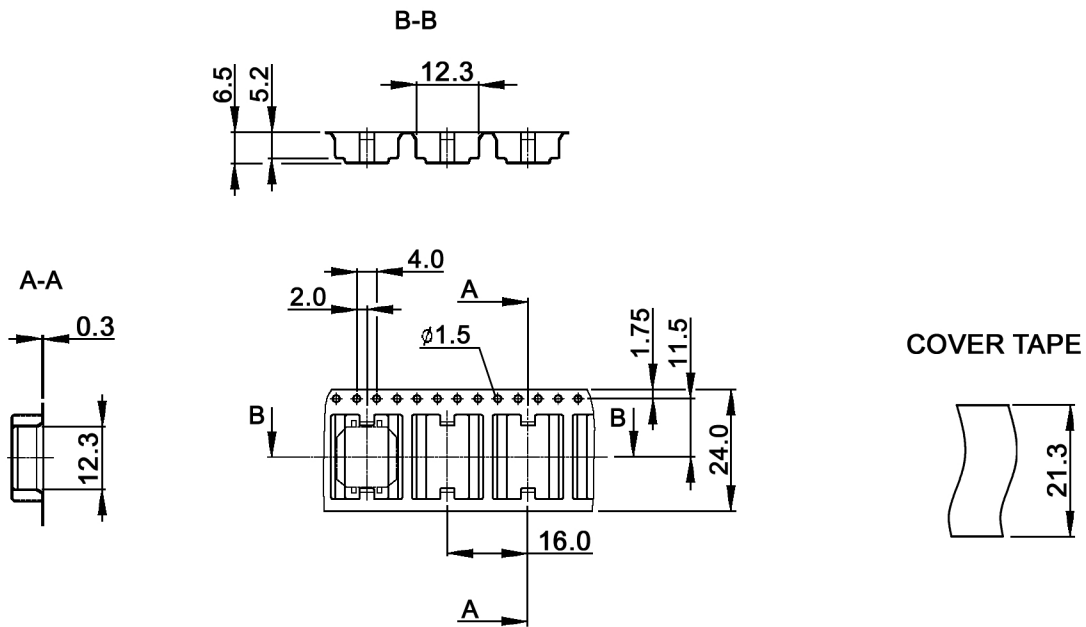
Compliance: RohS II (2011/65/EU), silicone free product

Tolerances: up to 10: ±0.2 mm above 10-50: ±0.3 mm		Date	Name	<h1>TSSE 21495 S-T</h1>
		06/18	dr	
Material	05/19	dr	<h2>30 41 00</h2>	Page
Print removed	10/18	dr		2/3
Modifications	Date	Name		

Packaging:



CARRIER TAPE



Packaging unit: 600 pcs. / reel
 Compliance: RohS II (2011/65/EU), silicone free product

Tolerances: up to 10: ±0.2 mm above 10-50: ±0.3 mm		Date	Name
		06/18	dr
Material	05/19	dr	knitter-switch
Print removed	10/18	dr	
Modifications	Date	Name	

TSSE 21495 S-T

30 41 00

Page

3/3