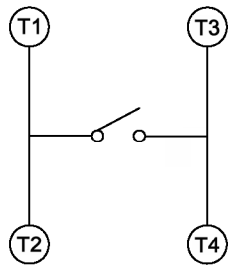
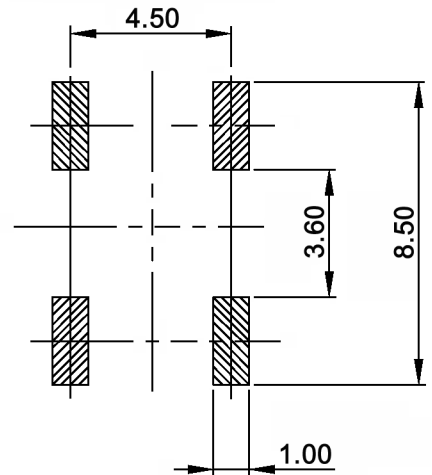


CIRCUIT DIAGRAM



P.C.B. LAYOUT



Specifications:

- Contact rating: 50mA, 12V DC
- Contact resistance: 100mOhm max.
- Insulation resistance: 100MOhm min. at 500V DC for 1 minute +/-5sec.
- Dielectric strength: 300V AC (50Hz or 60Hz) for 1 minute
- Operating temperature: -40°C to +85°C
- Storage temperature: -40°C to +85°C
- Mechanical life: 100 000 cycles
- Operating force: 350 +/-100gf
- Travel: 1.3mm +0.1/-0.3mm
- Material: Stem: high-temp. thermoplastic nylon UL94V-0, red
Silicone dome: silicone rubber with metal contact, gold plated
Base / cover: high-temp. thermoplastic nylon UL94V-0, black
Terminal: brass, silver plated



Tolerances: ±0.20mm	Date	Name
	06/08	dr
Modifications	Date	Name

TSS 650 S-J

knitter-switch

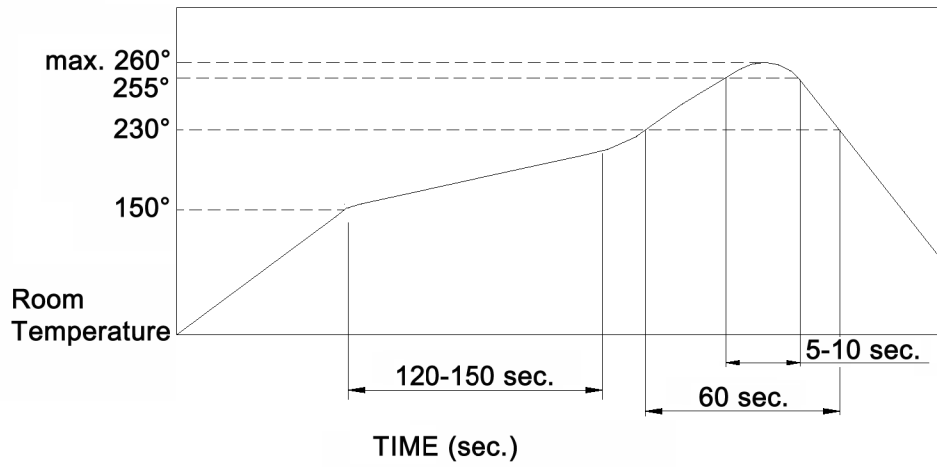
30 15 18

Page

1/2

Soldering conditions:

■ Condition for Reflow Soldering



Tolerances: ±0.20mm			Date	Name	TSS 650 S-J
			06/08	dr	
			knitter-switch		30 15 18
Modifications			Date	Name	Page 2/2