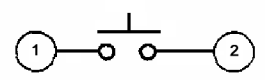
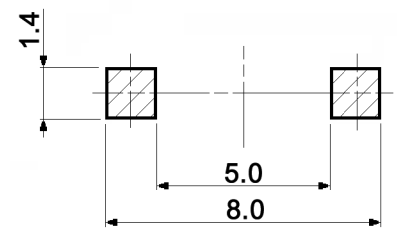


CIRCUIT DIAGRAM



P.C.B. LAYOUT

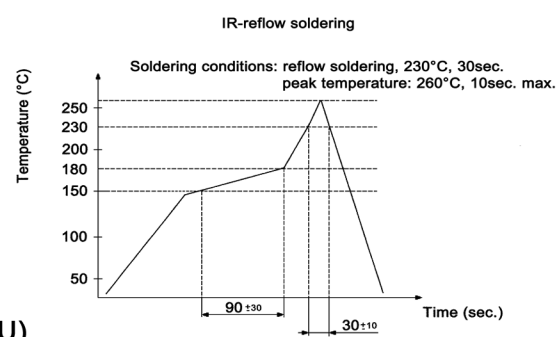


Specifications:

Contact rating: min.: 1mA, 20mV
 max.: 50mA, 32V DC
 Contact resistance: 100mOhm max.
 Insulation resistance: 100MOhm min. at 100V DC for 1 minute
 Dielectric strength: 100V AC for 1 minute
 Operating temperature: -40°C to +85°C
 Storage temperature: -55°C to +85°C
 Mechanical life: 1 000 000 cycles
 Material: Terminal: C5191, silver plated
 Case: PPA, UL94HB, black
 Contact plate: stainless steel, silver plated
 Cover: stainless steel, washing
 Stem: silicon rubber, black
 IP rating: IP67

x	Operating force
S	3.5 +/-0.9N

Soldering conditions:



Compliance: RohS III (2015/863/EU)

Tolerances: ±0.2mm	Date	Name
	05/09	dr
Appearance	07/19	dr
Travel	10/14	dr
Operating force	03/11	dr
Flammability	02/11	dr
Modifications	Date	Name

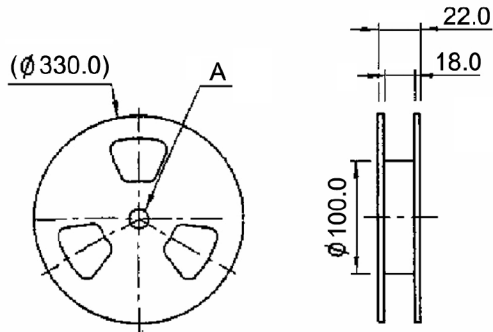
TSSE 310 x

30 18 31

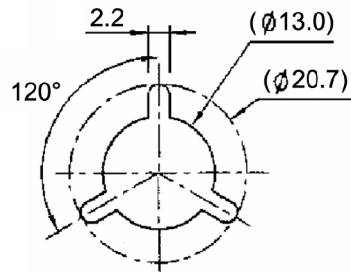
knitter-switch

Packaging:

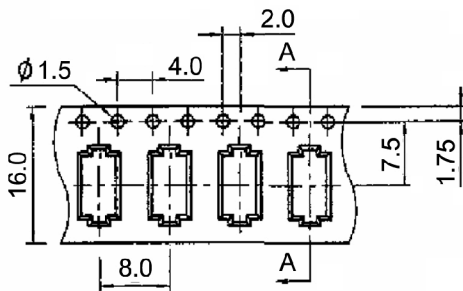
REEL



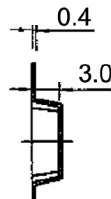
"A" DETAIL



CARRIER TAPE



A-A



COVER TAPE



Packaging unit: 2 500 pcs. / reel
 Compliance: RohS III (2015/863/EU)

Tolerances: $\pm 0.2\text{mm}$		Date	Name
		05/09	dr
Appearance	07/19	dr	
Travel	10/14	dr	
Operating force	03/11	dr	
Flammability	02/11	dr	
Modifications	Date	Name	

TSSE 310 x

knitter-switch

30 18 31

Page

2/2