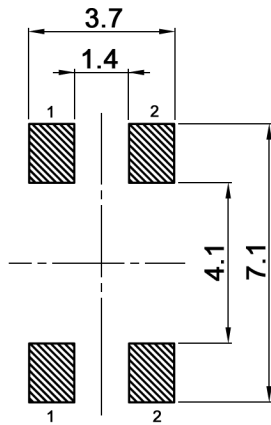
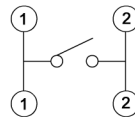


P.C.B. LAND DIMENSIONS



Year	Date code 1-digit	Month	Date code 2-digit
2022	2	Jan	1
2023	3	Feb	2
2024	4	Mar	3
2025	5	Apr	4
2026	6	May	5
2027	7	Jun	6
2028	8	Jul	7
2029	9	Aug	8
2030	0	Sep	9
2031	1	Oct	0
2032	2	Nov	N
		Dec	D

CIRCUIT DIAGRAM



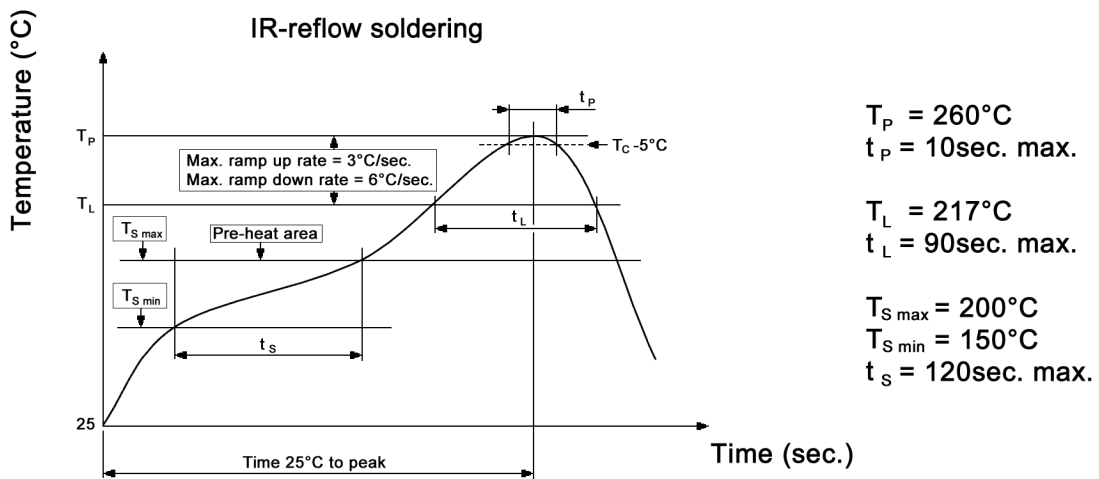
Compliance: RohS III (2015/863/EU)

Tolerances: up to 10: ±0.2 mm above 10-50: ±0.3 mm		Date	Name	<h1>TMSE 10</h1>
		10/22	dr	
			<h2>knitter-switch</h2>	<h1>30 48 98</h1>
Modifications	Date	Name		

Specifications:

Contact rating: 100 mA, 24 V DC
Contact resistance: 100 mOhm max.
Insulation resistance: 100 MOhm min. at 500 V DC for 1 minute
Dielectric strength: 250 V AC (50/60 Hz, 2 mA) for 1 minute
Operating temperature: -55°C to +125°C
Mechanical life: 100 000 cycles min.
Operating force: 3 N +/-1 N
Material: Stem: silicone rubber, blue
 Contact: SUS, 0.125 µm silver plated over 0.025 µm nickel
 Cover: stainless steel
 Base: LCP, white
 Terminal: brass, 0.075 µm gold plated over 0.025 µm nickel

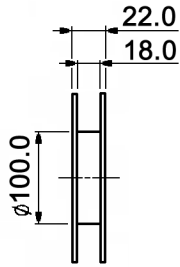
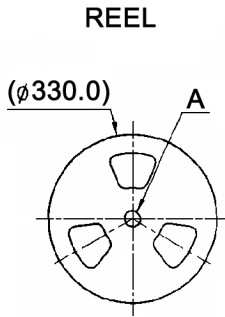
Soldering conditions:



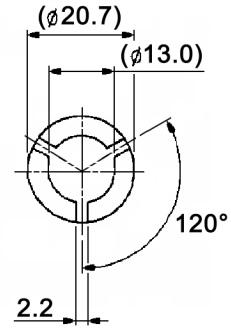
Compliance: RohS III (2015/863/EU)

Tolerances: up to 10: ± 0.2 mm above 10-50: ± 0.3 mm			Date	Name	<h1>TMSE 10</h1>
			10/22	dr	
			knitter-switch		<h2>30 48 98</h2>
Modifications	Date	Name			Page 2/3

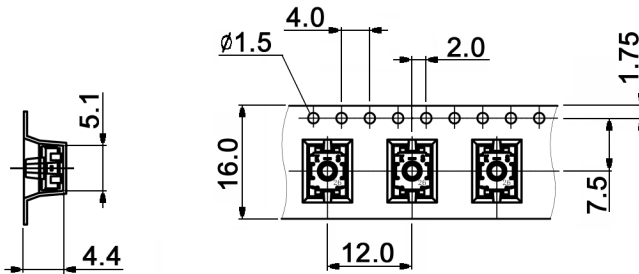
Packaging:



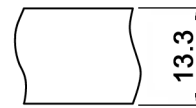
DETAIL A



CARRIER TAPE



COVER TAPE



Packaging unit: 1000 pcs. / reel
 Compliance: RohS III (2015/863/EU)

Tolerances: up to 10: \pm 0.2 mm above 10-50: \pm 0.3 mm	Date	Name	<h1>TMSE 10</h1>
	10/22	dr	
	knitter-switch		<h1>30 48 98</h1>
Modifications	Date	Name	Page 3/3