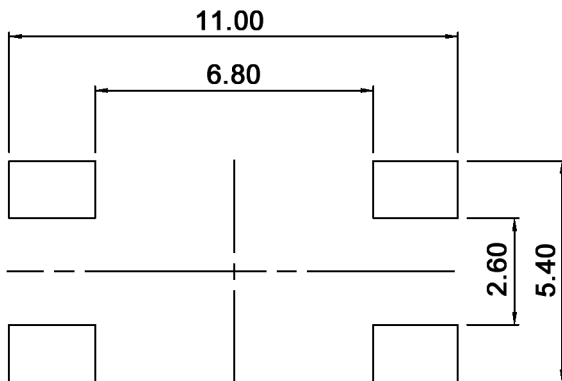
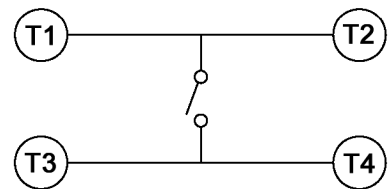


P.C.B. LAYOUT



CIRCUIT DIAGRAM



Compliance: RohS III (2015/863/EU)

Tolerances: max. ±0.20mm			Date	Name
Material	03/23	dr	04/06	dr
Material	01/23	dr		
Contact rating	03/15	dr		
Revised	05/13	dr		
Sealing	03/13	dr		
Specifications	01/09	dr		
Soldering conditions	02/08	dr		
Modifications	Date	Name		

TSSE 65 x

knitter-switch

30 08 56

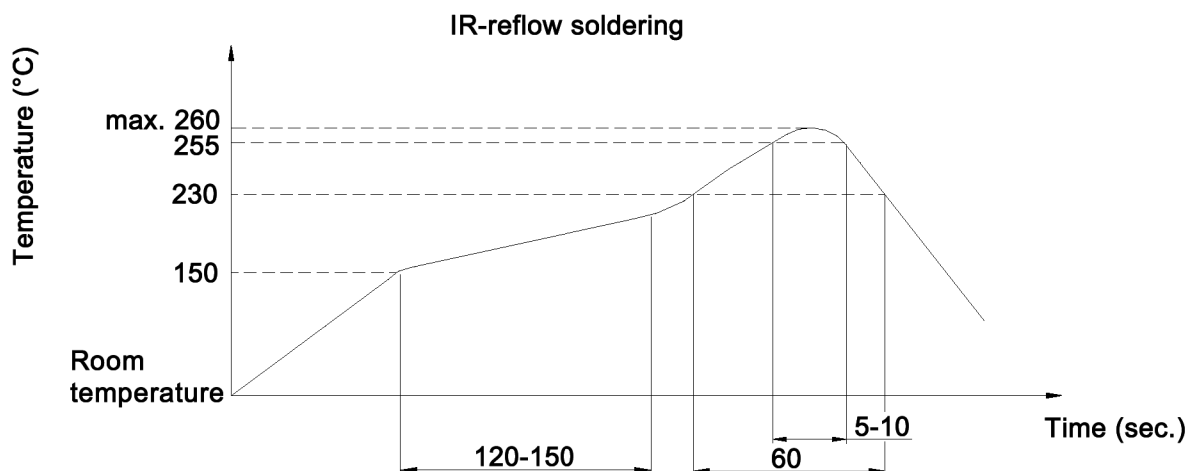
Page

1/2

Specifications:

Contact rating: 50mA, 32V DC; max. 1VA
 Contact resistance: 100mOhm max.
 Insulation resistance: 100MOhm min. at 500V DC
 Dielectric strength: 250V, 50Hz for the duration of 1 minute
 Operating temperature: -40°C to +85°C
 Electrical life: min. 500 000 cycles
 Mounting: on pc-board - SMD
 Travel: 0.45mm +/-0.2mm
 Packaging unit: 1 900 pcs. / reel
 Sealing: IP 67
 Material: Contacts: phosphor bronze, silver plated
 Terminals: brass, silver plated
 Cover: stainless steel
 Base: thermoplastic, PA9T, Genestar GT2330 BK, UL94V-0, E90350
 Actuator: silicone rubber, Momentive TSE221-6U, UL 94 HB, E320603

Soldering conditions:



x	Operating force	Actuator color
N	1.8 +/-0.5 N	brown
R	2.6 +/-0.7 N	red
T	3.6 +/-0.9 N	transparent

Compliance: RohS III (2015/863/EU)

Tolerances: max. ±0.20mm			Date	Name	TSSE 65 x	
			04/06	dr		
Material	03/23	dr				
Material	01/23	dr				
Contact rating	03/15	dr				
Revised	05/13	dr				
Sealing	03/13	dr	knitter-switch		30 08 56	
Specifications	01/09	dr				Page
Soldering conditions	02/08	dr				2/2
Modifications	Date	Name				