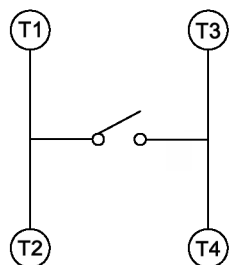
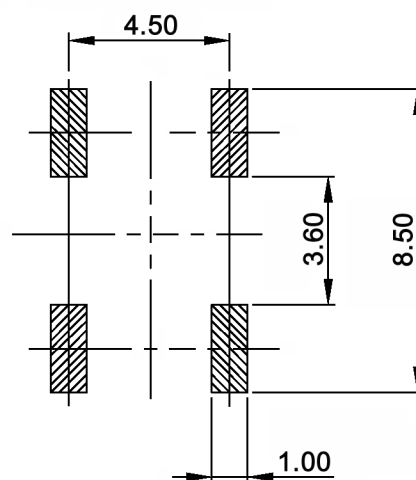


CIRCUIT DIAGRAM



P.C.B. LAYOUT



Specifications:

- Contact rating: 50mA, 12V DC
- Contact resistance: 100mOhm max.
- Insulation resistance: 100MOhm min. at 500V DC for 1 minute +/-5sec.
- Dielectric strength: 300V AC (50Hz or 60Hz) for 1 minute
- Operating temperature: -40°C to +85°C
- Storage temperature: -40°C to +85°C
- Mechanical life: 100 000 cycles
- Operating force: 200g +/- 50g
- Travel: 1.3mm +0.1/-0.3mm
- RoHS compliant
- Material:

Stem: high-temp. thermoplastic nylon UL94V-0, red  
 Silicone dome: silicone rubber with metal contact, gold plated  
 Base / cover: high-temp. thermoplastic nylon UL94V-0, black  
 Terminal: brass, silver plated

Maßstab		Datum	Name
Oberfläche		11/06	dr
Mechanical life	02/08	dr	<b>knitter-switch</b>
Travel	05/07	dr	
Zust	Änderung	Datum	Name

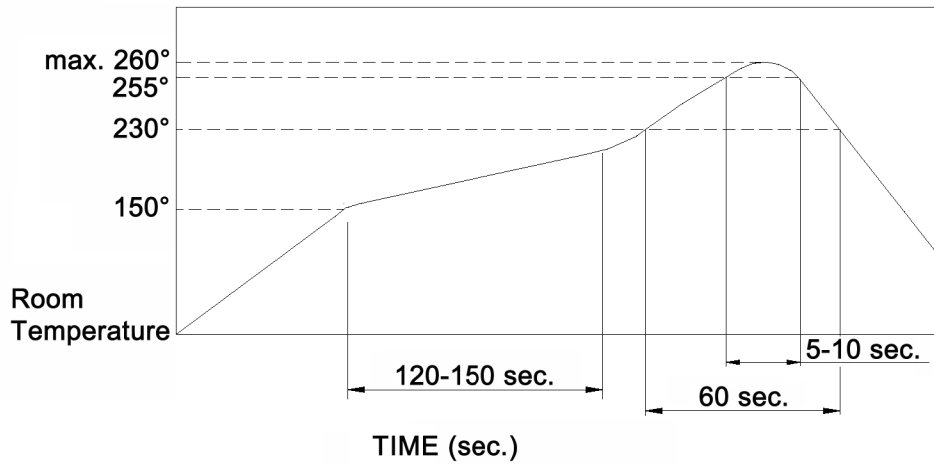
**TSS 650 R-J**

**30 10 17**

Blatt  
1/2

## Soldering conditions:

■ Condition for Reflow Soldering



Maßstab		Datum	Name	<b>TSS 650 R-J</b>
Oberfläche		11/06	dr	
		<b>knitter-switch</b>		<b>30 10 17</b>
Zust	Änderung	Datum	Name	Blatt 2/2