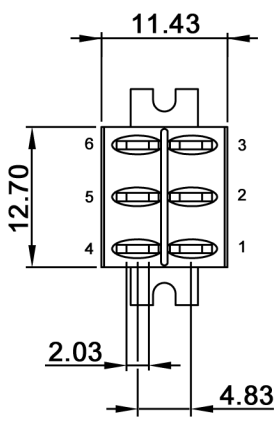

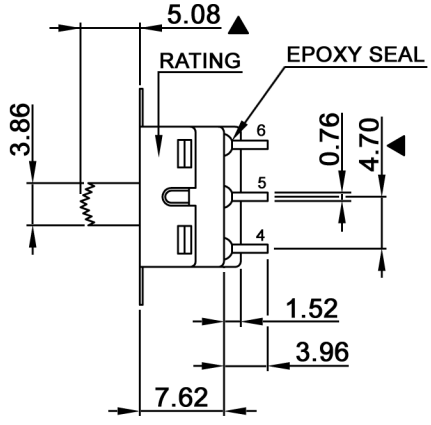

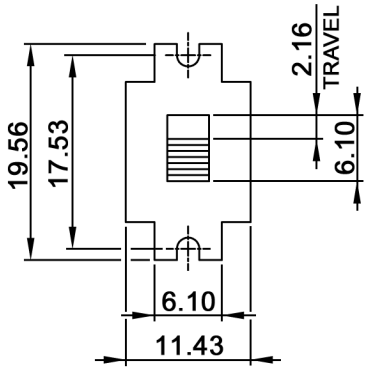

SOLDER LUG

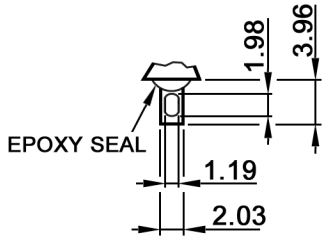

CONTACT ARRANGEMENT

code for x	function	actuator in pos. 1	actuator opposite
N	On-On	2-1, 5-4	2-3, 5-6

code for x	function	actuator in pos. 1	actuator in center	actuator opposite
P	On-Off-On	2-1, 5-4	open	2-3, 5-6

SWITCH RATING

code for y	contacts and terminals	rating AC with res. load	rating DC with res. load
empty	silver-plated	2A/250V, 5A/120V	5A/28V
B	gold-plated	0.4VA/20V	0.4VA/20V
G	gold-plated over silver	2A/250V, 5A/120V	5A/28V

Specifications:

Contact resistance:	10mOhm max. at 2-4V DC
Insulation resistance:	1 000MOhm min.
Dielectric strength:	1 000V RMS
Operating temperature:	-40°C to +85°C
Mechanical life:	30 000 make-and-break cycles
Operating force:	3 +/-1 N
Soldering conditions:	260 +/-5°C, 5 +/-1 sec.
Material:	Case: diallyl phthalate (DAP), UL9V-0
	Housing: stainless steel
	Actuator: nylon, black
	Contact / terminals: copper, see table "y"
	Terminal seal: epoxy

PANEL MOUNTING

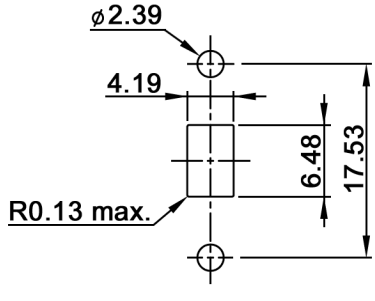

Compliance: RohS III (2015/863/EU)

Tolerances: 0.00: ±0.25mm 0.0: ±0.40mm			Date 10/23	Name dr	MFS 226 xy
			knitter-switch	30 52 13	Page 1/1
Modifications	Date	Name			