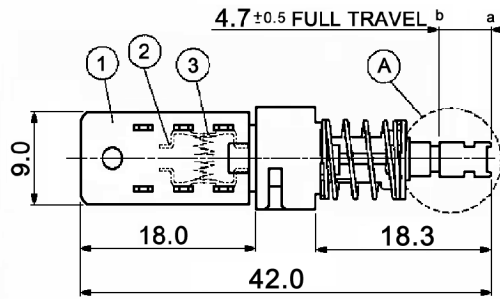
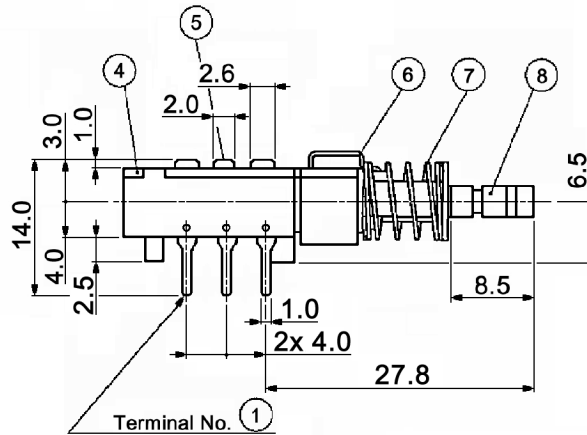
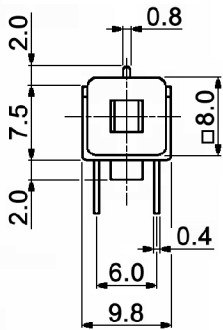
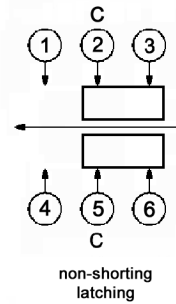


BOTTOM VIEW

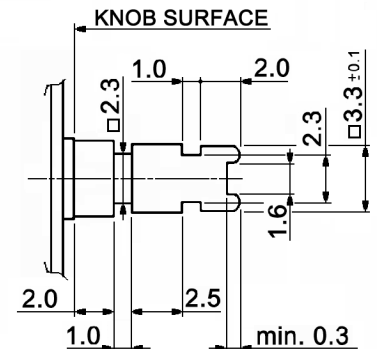


CIRCUIT DIAGRAM

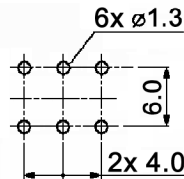
C: COMMON PIN
BOTTOM VIEW



DETAIL A
3:1



HOLE LAYOUT ± 0.05



Specifications:

- Contact rating: 1A, 25V DC; 0.5A, 100V AC
- Contact resistance: 10mOhm max.
- Insulation resistance: 100MOhm min. at 500V DC for 1 minute
- Dielectric strength: 500V AC for 1 minute (50/60Hz, 2mA)
- Operating temperature: -10°C to +60°C
- Mechanical life: 30 000 cycles
- Operating force: 300gf +/-100gf
- Soldering conditions: 260 +/-5°C, 5 +/-1sec.
- Material:

- 1 - Case: PA66, brown
- 2 - Contact plate: C5210R-EH, 2µm silver plated over 2µm nickel
- 3 - Spring: stainless steel, temper
- 4 - Base: phenolic resin, natural
- 5 - Terminal: brass strip, 0.5µm silver plated over 2µm nickel
- 6 - Spring wire: SWC, 0.5µm silver plated over 2µm nickel
- 7 - Spring: SWC, temper
- 8 - Slider: POM, white

Compliance: RohS II (2011/65/EU)

Tolerances: up to 10: ±0.2mm above 10-50: ±0.3mm	Date	Name
	11/10	dr
Case color	04/18	dr
Timing	07/14	dr
Material details	02/11	dr
Modifications	Date	Name

MPBS22H01L-F14

knitter-switch

30 22 36

Page

1/1