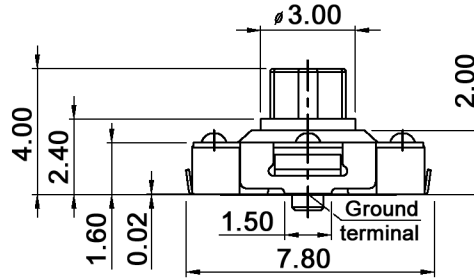
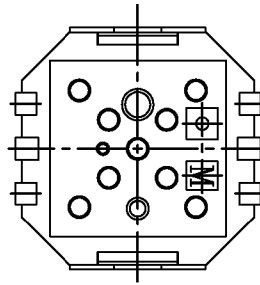
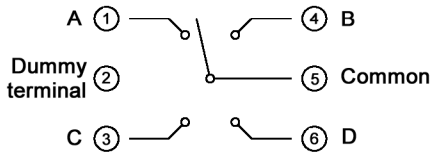
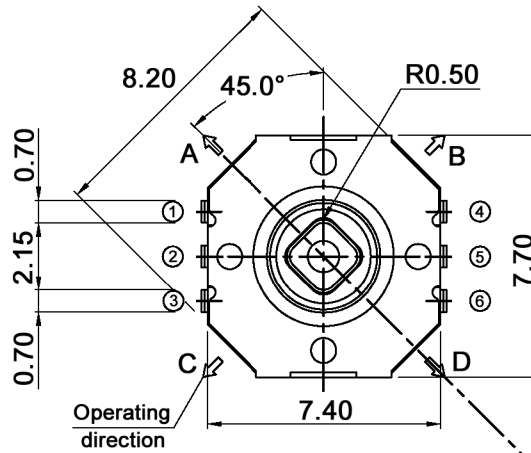
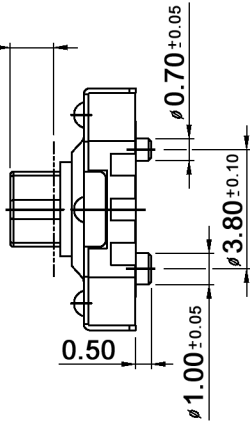


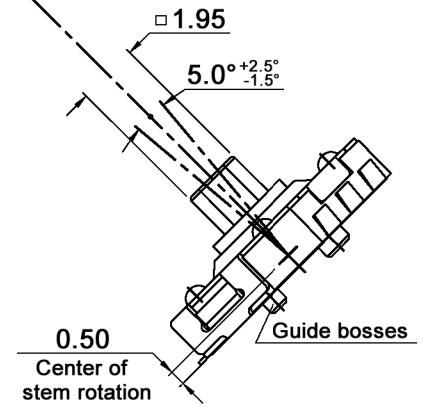
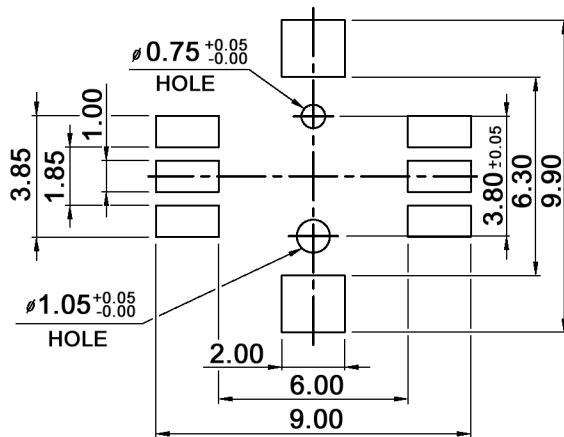
CIRCUIT DIAGRAM



1.40 max.  
Fitting margin  
for key top



P.C.B. LAYOUT



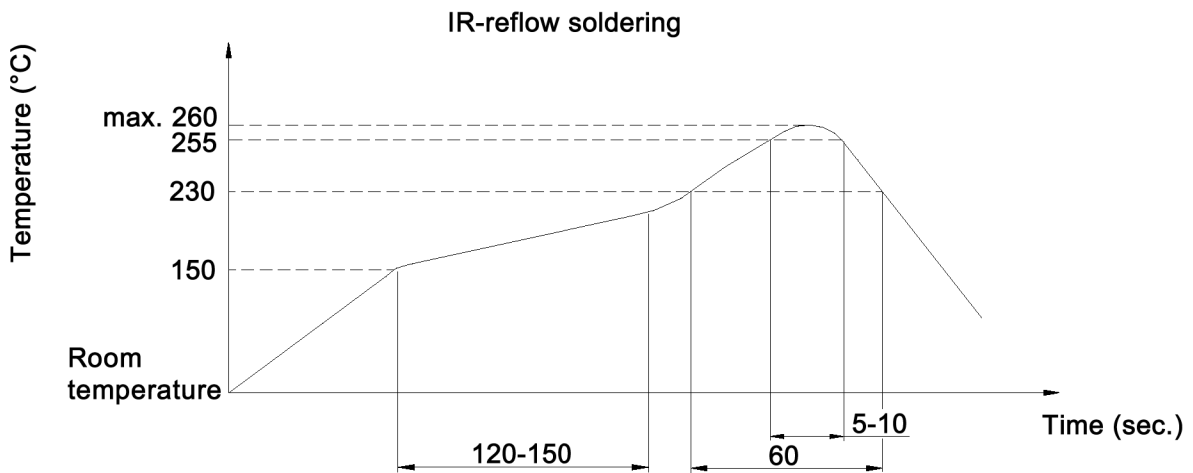
Compliance: RohS II (2011/65/EU)

Tolerances: max. ±0.2mm			Date	Name	<h1>TSSJ 4-J</h1>
			09/05	dr	
Cycles	06/17	dr			
Revised	05/16	dr			
Operating temperature	07/15	dr			
General tolerances	06/15	dr	<h2>knitter-switch</h2>		<h2>30 06 97</h2>
Soldering conditions	11/13	dr			
RoHS compliant	10/10	dr			
Modifications	Date	Name			Page 1/2

**Specifications:**

Contact rating: 50mA, 12V DC  
 Contact resistance: 100mOhm max.  
 Insulation resistance: 100MOhm min.  
 Dielectric strength: 250V AC (50 or 60 Hz) for 1 minute  
 Operating temperature: -40°C to +85°C  
 Storage temperature: -40°C to +85°C  
 Mechanical life: 100 000 cycles min. (per direction)  
 Operating force: 160 +/-50gf  
 Stroke: 4 directions: 0.25 +0.1/-0.20mm  
 Material: Cover: nickel plated  
 Stem: high-temp. thermoplastic LCP  
 Contact: stainless  
 Terminal: brass, silver plated  
 Base: high-temp. thermoplastic LCP, molded black

**Soldering conditions:**



Compliance: RohS II (2011/65/EU)

Tolerances: max. ±0.2mm		Date	Name	<h1>TSSJ 4-J</h1>
		09/05	dr	
		<b>knitter-switch</b>		<h2>30 06 97</h2>
				Page
				2/2
Modifications	Date	Name		