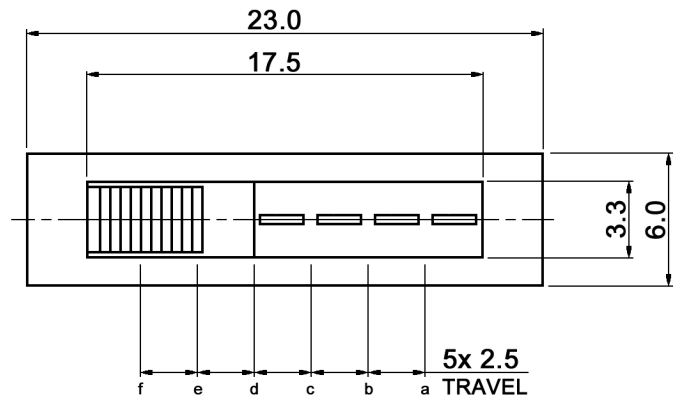
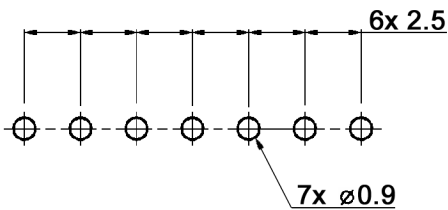


Terminal No. ①

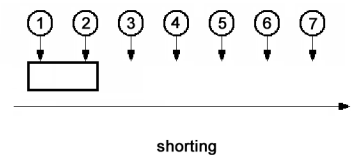
HOLE LAYOUT  $\oplus 0.05$



**Specifications:**

- Contact rating: 0.3A, 30V DC
- Contact resistance: 20mOhm max.
- Insulation resistance: 100MOhm min. at 500V DC
- Dielectric strength: 500V AC (50/60Hz) for 1 minute
- Operating temperature: -10°C to +60°C
- Storage temperature: -40°C to +85°C
- Mechanical life: 10 000 cycles
- Operating force: a-b f-e: 200 +/-100gf  
b-c-d-e-f: 300 +/-150gf  
e-d-c-b-a: 300 +/-150gf
- Soldering conditions: iron method: 350 +/-10°C, 3 +/-1sec.
- Material: Terminal: brass strip, silver plated  
Base: phenolic resin, natural  
Frame: SPCC, zinc plated  
Contact clip: C5210R-EH, silver plated  
Steel ball: carbon steel, natural  
Spring: SWC, temper  
Slider: POM, black

**CIRCUIT DIAGRAM  
BOTTOM VIEW**



Compliance: RohS III (2015/863/EU)

Tolerances: up to 10: ±0.2mm above 10-50: ±0.3mm		Date	Name	<h1>MFP 1620</h1>
		07/15	dr	
		<b>knitter-switch</b>		<h2>30 33 68</h2>
Storage temperature	11/19	dr		Page 1/1
Modifications	Date	Name		