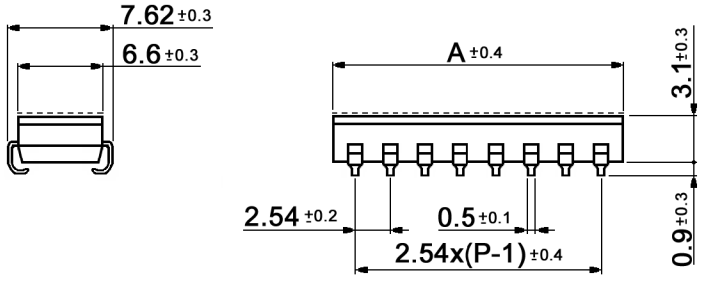

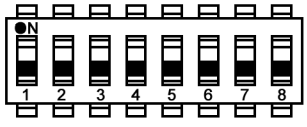

delivery in OFF position

WIRING DIAGRAM

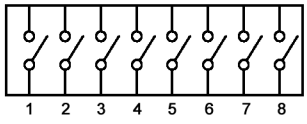

xx	Poles	A	Packaging unit pcs. / tube
02	2	5.04	100
03	3	7.58	68
04	4	10.12	51
05	5	12.66	40
06	6	15.20	34
07	7	17.74	29
08	8	20.28	26
09	9	22.82	22
10	10	25.36	20
12	12	30.43	17

P.C.B. LAYOUT

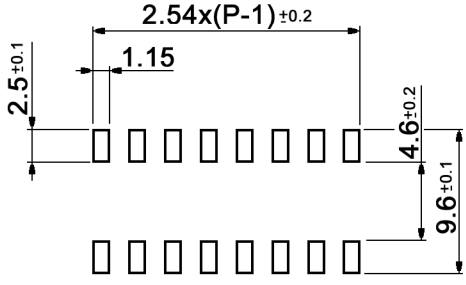

Specifications:

Contact rating:	switching: 25mA, 24V DC non-switching: 100mA, 24V DC
Contact resistance:	50mOhm max.
Insulation resistance:	1000MOhm min. at 100V DC
Dielectric strength:	500V DC min. for 1 minute
Operating temperature:	-40°C to +85°C
Storage temperature:	-40°C to +85°C
Mechanical life:	5 000 cycles
Operating force:	800gf max.
Soldering conditions:	260 +/-5°C, 5+/-1sec.
Material:	Housing: UL94V-0 grade fire retardant plastic Contacts: gold plated Terminals: tin plated Top seal: polyimide tape

Washable by water or alcohol-based cleaners
Compliance: RohS II (2011/65/EU)

Tolerances: 0-1: ±0.03mm 1-4: ±0.05mm 4-16: ±0.07mm 16-63: ±0.10mm			Date	Name	SBS 600xx J
			07/14	dr	
			knitter-switch	30 31 56	Page 1/1
Modifications	Date	Name			