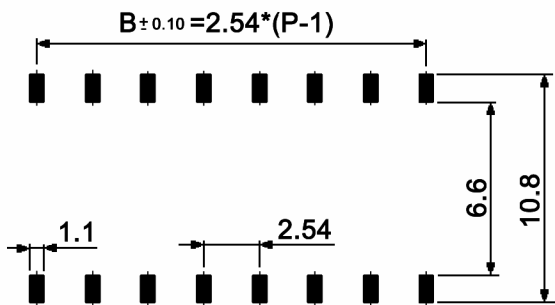
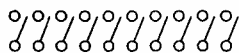


P.C.B. LAYOUT



SCHEMATIC (TYP.)



Prod. No.	No. of pos.	A	B
SBS 5001 T	1	2.44	-
SBS 5002 T	2	4.98	2.54
SBS 5003 T	3	7.52	5.08
SBS 5004 T	4	10.06	7.62
SBS 5005 T	5	12.60	10.16
SBS 5006 T	6	15.14	12.70
SBS 5007 T	7	17.68	15.24
SBS 5008 T	8	20.22	17.78
SBS 5009 T	9	22.76	20.32
SBS 5010 T	10	25.30	22.86
SBS 5012 T	12	30.38	27.94

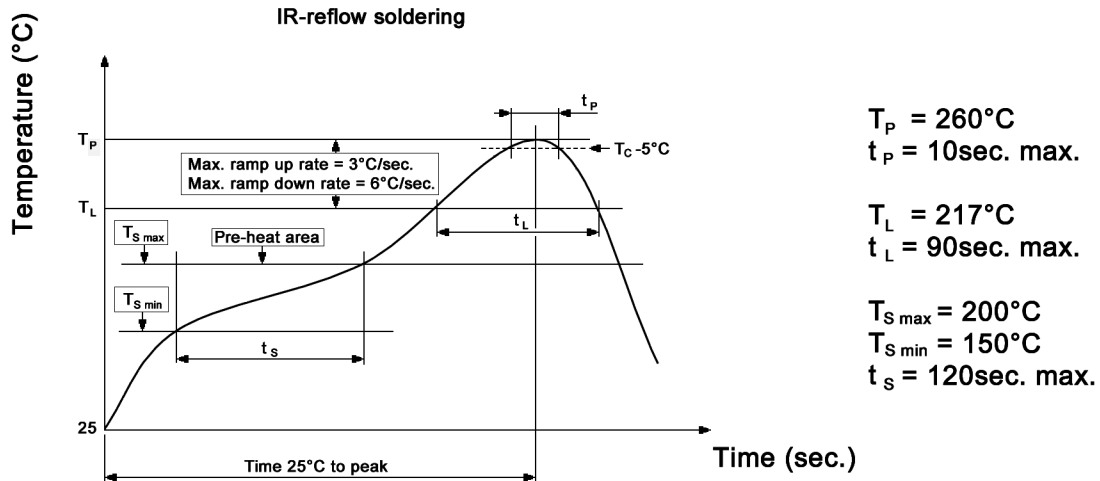
Compliance: RohS III (2015/863/EU)

Tolerances: ±0.20mm			Date	Name	<h1>SBS 50xx T</h1>
			02/05	dr	
Packaging	10/23	dr			
Temperatures	03/20	dr			
Material	10/16	dr			<h2>30 05 67</h2>
Soldering conditions	03/13	dr			
Operating temperature	06/10	dr	knitter-switch		Page
Revised	11/09	dr			
Modifications	Date	Name			

Specifications:

Contact rating: 25mA, 24V DC
Contact resistance: 100mOhm max.
Insulation resistance: 100MOhm min.
Dielectric strength: 500V AC (50Hz or 60Hz) for 1 minute
Operating temperature: -40°C to +90°C
Storage temperature: -40°C to +90°C
Operating force: 1000gf max. (9.8N max.)
Mechanical life: 2 000 cycles of operation
Material: Cover / base: high-temp. thermoplastic PA-9T UL94V-0, molded black, Genestar GN2332, UL-file E90350
 Actuator: thermoplastic LCP UL94V-0, molded white, Sumitomo E6006L, UL-file E54705
Terminal: brass, gold plated
Protective tape: polyimide

Soldering conditions:



Compliance: RohS III (2015/863/EU)

Tolerances: ±0.20mm			Date	Name	SBS 50xx T
			02/05	dr	
Packaging	10/23	dr			
Temperatures	03/20	dr			
Material	10/16	dr			30 05 67
Soldering conditions	03/13	dr	knitter-switch		
Operating temperature	06/10	dr			
Revised	11/09	dr			Page
Modifications	Date	Name			2/3

