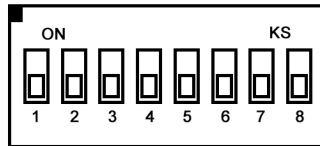
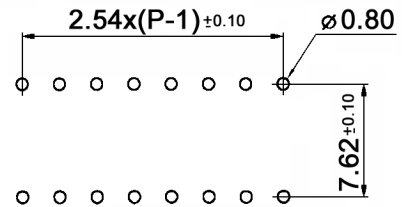
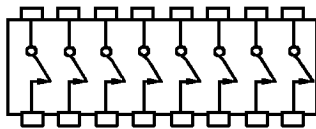


P.C. MOUNTING



Delivery in OFF-position

SCHEMATIC



xx	Poles	A
02	2	6.70
03	3	9.20
04	4	11.70
05	5	14.20
06	6	16.70
07	7	19.20
08	8	21.70
09	9	24.20
10	10	26.70
12	12	31.80
15	15	39.50

Specifications:

- Contact rating: switching: 25mA, 24V DC
non-switching: 100mA, 50V DC
- Contact resistance: 50mOhm max.
- Insulation resistance: 1 000MOhm min. at 100V DC
- Dielectric strength: 500V DC for 1 minute
- Operating temperature: -40°C to +85°C
- Storage temperature: -40°C to +85°C
- Mechanical life: 5 000 cycles min.
- Electrical life: 2 000 cycles min.
- Operating force: 800gf max.
- Soldering conditions: wave soldering: 260 +/-5°C, 10sec. max.
- Sealing: by protective tape, washable by aqueous detergents and isopropyl alcohol
- Material: Contacts: surface 0.075µm gold plated over nickel
Terminals: surface 3µm pure tin
all material used UL94V-0 grade fire retardant plastic

Conformal coating:

Gap between case and base is epoxy-sealed.
Use solvent-free casting compound, curing at room-temperature, e.g. Elantas elan-tron, Rhenatech PU 4025/PH4900.
Apply compound to max. 1 mm beneath the upper edge of switch case.



Tolerances: 0-1: ±0.1mm 1-4: ±0.3mm 4-16: ±0.5mm 16-63: ±0.8mm	Date	Name
	12/13	dr
Revised	01/14	dr
Modifications	Date	Name

DBS 60xx

knitter-switch

30 29 78

Page

1/1