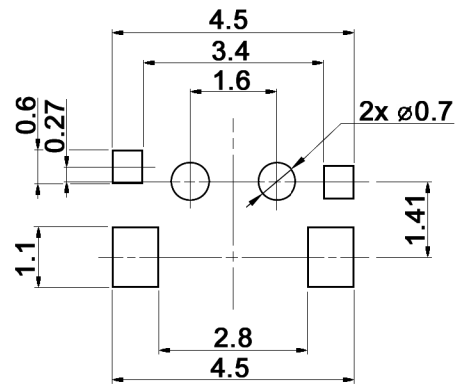
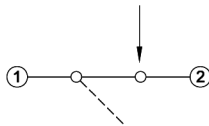


MOUNTING HOLE LAYOUT



CIRCUIT DIAGRAM



Compliance: RohS III (2015/863/EU)

Tolerances: ±0.20mm	Date	Name
	09/14	dr
Post	02/24	dr
Temperature	01/23	dr
Modifications	Date	Name

DTS 209 BP R-T

knitter-switch

30 31 69

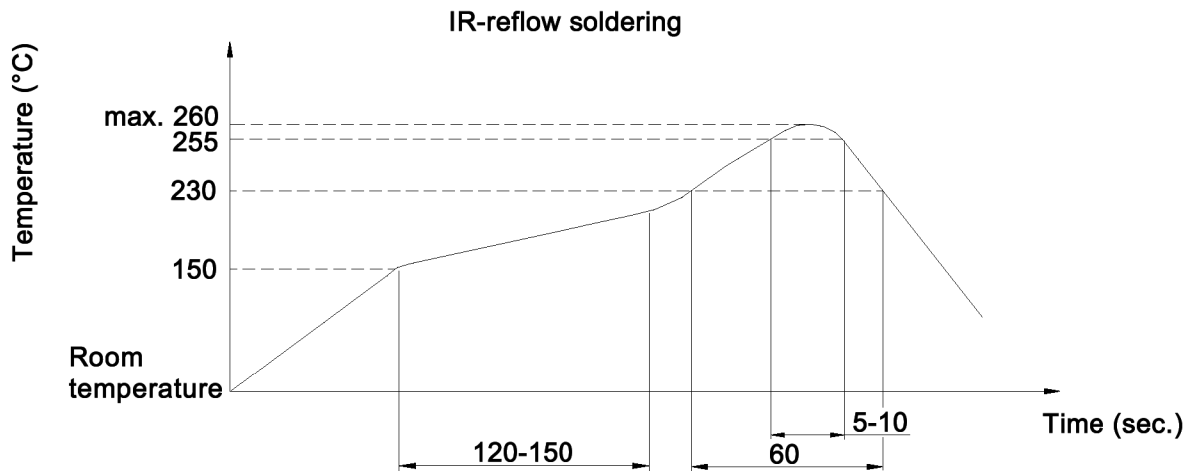
Page

1/2

Specifications:

Contact rating: max.: 1mA, 5V DC
 min.: 50µA, 3V DC
Contact resistance: 20ohm max.
Insulation resistance: 100MOhm min. at 100V DC for 1 minute +/-5sec.
Dielectric strength: 100V AC (50/60Hz) for 1 minute
Operating temperature: -40°C to +85°C
Storage temperature: -40°C to +85°C
Electrical life: 50 000 cycles min.
Operating force: 0.35 N max.
Material: Cover: nickel silver
 Stem / base: high-temp. thermoplastic LCP UL94V-0, molded black
 Spring: stainless steel
 Terminal: phosphor bronze, silver plated

Soldering conditions:



Compliance: RohS III (2015/863/EU)

Tolerances: ±0.20mm			Date	Name	DTS 209 BP R-T
			09/14	dr	
Post	02/24	dr	knitter-switch		30 31 69
Temperature	01/23	dr			
Modifications	Date	Name			Page 2/2