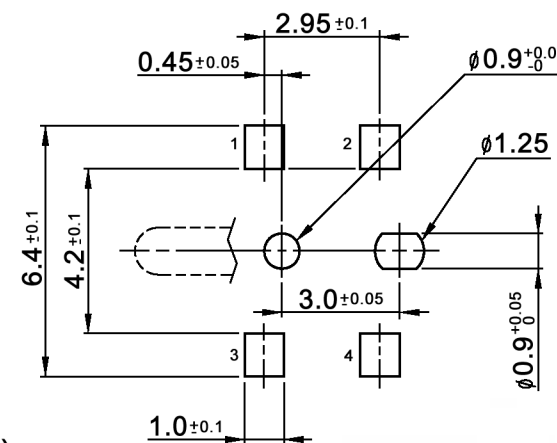
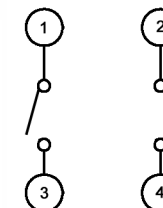


P.C.B. LAYOUT



CIRCUIT DIAGRAM



Compliance: RohS II (2011/65/EU)

Tolerances: $\pm 0.20\text{mm}$			Date	Name
			12/13	dr
Operating temperature	06/18	dr	<b>knitter-switch</b>	
Operating temperature	05/15	dr		
Revised	10/14	dr		
Modifications	Date	Name		

**DTS 110 CxP-RT**

**30 29 76**

Page

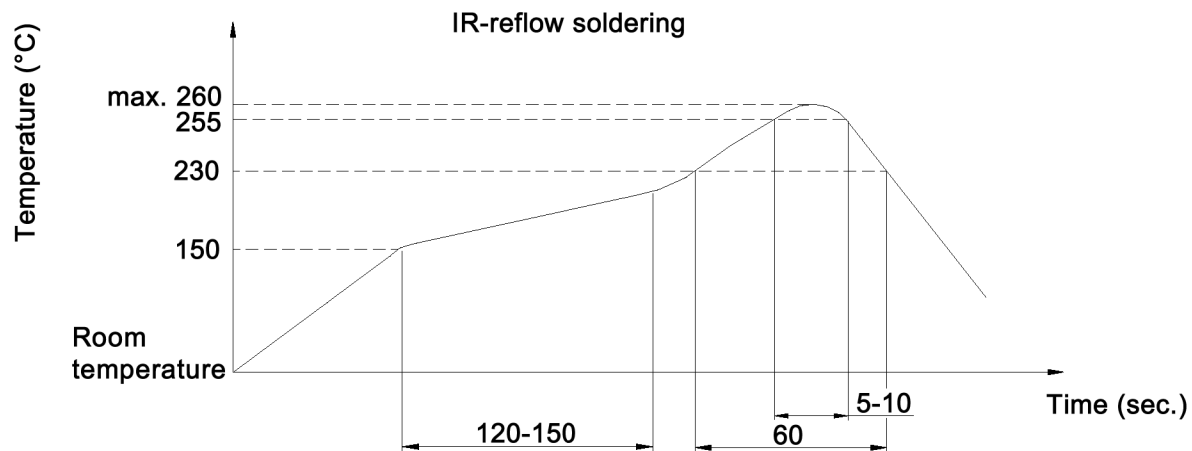
1/2

**Specifications:**

Contact rating: 1mA, 5V DC  
 Contact resistance: 10hm max.  
 Insulation resistance: 100MOhm min. at 100V DC for 1 minute +/-5sec.  
 Dielectric strength: 100V AC (50/60Hz) for 1 minute  
 Operating temperature: -40°C to +85°C  
 Storage temperature: -40°C to +85°C  
 Electrical life: 100 000 cycles min.  
 Operating force: 105gf max.  
 Material: Cover: stainless steel  
 Stem: high-temp. thermoplastic PA9T, molded black  
 Contact: copper alloy  
 Spring: stainless steel  
 Base: high-temp. thermoplastic PA9T  
 Terminal: brass

x	Contact and terminal surface
empty	silver plated
B	gold plated

**Soldering conditions:**



Compliance: RohS II (2011/65/EU)

Tolerances: ±0.20mm			Date	Name	<b>DTS 110 CxP-RT</b>
			12/13	dr	
Operating temperature	06/18	dr	<b>knitter-switch</b>		<b>30 29 76</b>
Operating temperature	05/15	dr			
Revised	10/14	dr			
Modifications	Date	Name			Page 2/2