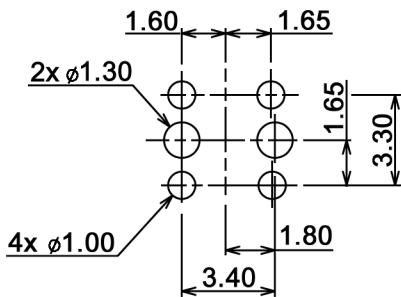
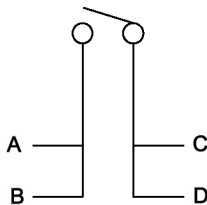


P.C.B. LAYOUT



CIRCUIT DIAGRAM



|                     |       |      |
|---------------------|-------|------|
| Tolerances: ±0.20mm | Date  | Name |
|                     | 10/12 | dr   |
|                     |       |      |
|                     |       |      |
|                     |       |      |
| Rename              | 11/13 | dr   |
| Modifications       | Date  | Name |

**DT 101 CP**

**knitter-switch**

**30 27 27**

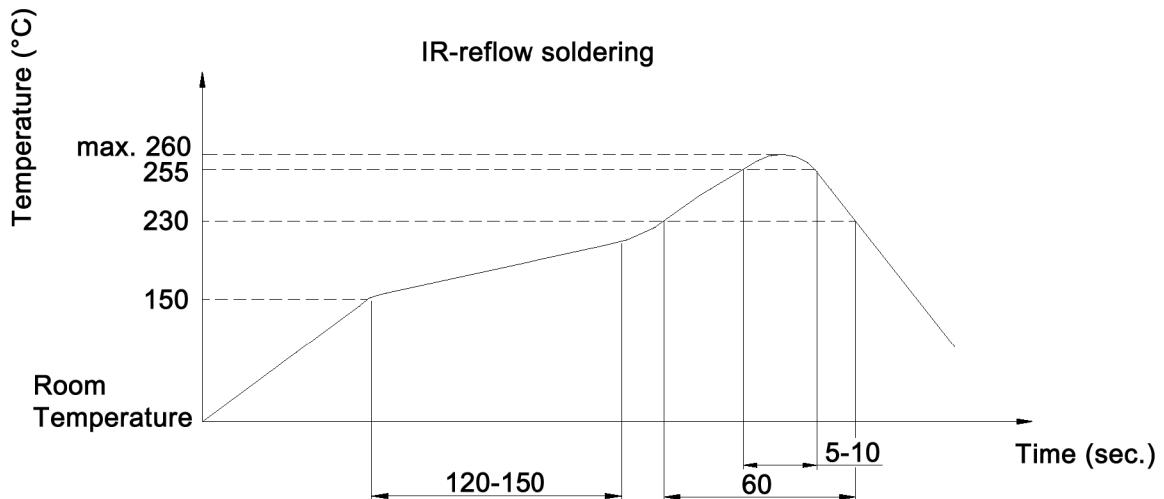
Page

1/2

**Specifications:**

Contact rating: 5mA, 5V DC  
 Contact resistance: 500mOhm max.  
 Insulation resistance: 100MOhm min. at 250V DC for 1 minute +/-5sec.  
 Dielectric strength: 250V AC (50/60Hz) for 1 minute  
 Operating temperature: -20°C to +70°C  
 Storage temperature: -30°C to +80°C  
 Electrical life: 50 000 cycles min.  
 Operating force: 35gf max.  
 Material: Stem: high-temp. thermoplastic LCP UL94V-0  
 Cover: high-temp. thermoplastic PA9T UL94V-0  
 Contact: stainless steel, silver cladding  
 Terminal: phosphor bronze, silver plated  
 Base: high-temp. thermoplastic LCP UL94V-0, molded black

**Soldering conditions:**



|                     |  |  |                       |      |                  |
|---------------------|--|--|-----------------------|------|------------------|
| Tolerances: ±0.20mm |  |  | Date                  | Name | <b>DT 101 CP</b> |
|                     |  |  | 10/12                 | dr   |                  |
|                     |  |  |                       |      |                  |
|                     |  |  |                       |      |                  |
|                     |  |  | <b>knitter-switch</b> |      | <b>30 27 27</b>  |
| Modifications       |  |  | Date                  | Name | Page<br>2/2      |